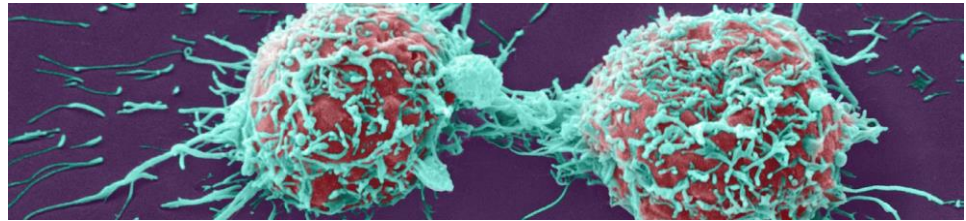


Research applications:

- TCGA tumor-subtyping
- Immunophenotyping  
TILs
- Immunoresistance  
pathways
- Tumor Inflammation
- Cytokine profiling
- Immunosuppression  
phenotyping
- DNA repair mechanisms
- Drug target assessment



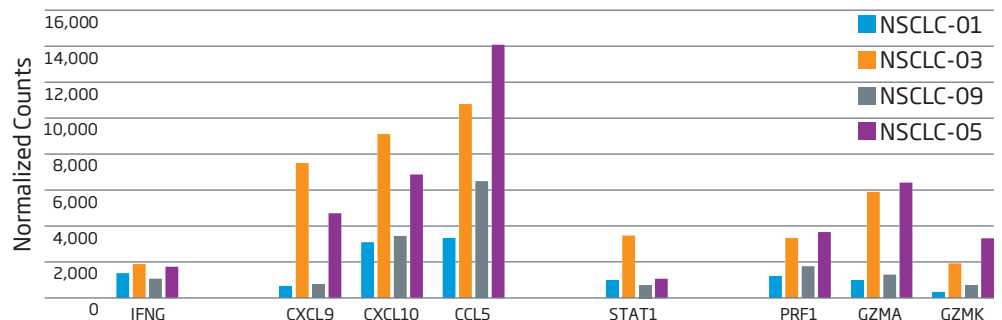
Product Overview

The next-generation sequencing (NGS)-based HTG EdgeSeq Precision Immuno-Oncology Panel is designed to measure the immune response both inside the tumor and the surrounding microenvironment. HTG's quantitative nuclease protection assay does not require nucleic acid extraction and is automated using the HTG EdgeSeq processor. By leveraging the high sensitivity and dynamic range of NGS instrumentation, this powerful tool interrogates 1,392 genes from a single section of formalin-fixed, paraffin-embedded (FFPE) tissue, extracted RNA, or PAXgene samples.

Features and Benefits

- Small sample input:  
*test specific tumor microenvironment (TME) regions or needle core biopsies*
- 1,392 genes focused on tumor/immune interaction:  
*see a broader view of the immune response in solid and liquid tumors*
- FFPE and PAXgene samples:  
*immunophenotype lymphocytes from both the tumor and peripheral blood*
- Tumor subtyping:  
*categorize tumors based on previously defined molecular expression and immune response phenotypes*
- Simplified data analysis:  
*analyze the result without a complicated pipeline*

Tumor Inflammation



The breadth of the immune response in a tumor can be measured using the HTG EdgeSeq Precision Immuno-Oncology Panel. Relatively higher levels of IFNG (interferon  $\gamma$ ), a key pro-inflammation cytokine, are measured in non-small cell lung cancer samples 3 and 5. IFNG production stimulates the production of T-cell attractant chemokines CXCL9, CXCL10, and CCL5, with a subsequent increase in production of the cytolytic molecules perforin and granzyme.


## Ordering Information

	Catalog Number	Product Name
Illumina	916-011-208	HTG EdgeSeq Precision I/O Panel (2x8)
	916-011-008	HTG EdgeSeq Precision I/O Panel (4x8)
	916-011-224	HTG EdgeSeq Precision I/O Panel (1x24)
	916-011-024	HTG EdgeSeq Precision I/O Panel (4x24)
	916-011-096	HTG EdgeSeq Precision I/O Panel (1x96)
Thermo Fisher Ion Torrent S5	916-011-308	HTG EdgeSeq Precision I/O Panel (2x8)
	916-011-108	HTG EdgeSeq Precision I/O Panel (4x8)
	916-011-324	HTG EdgeSeq Precision I/O Panel (1x24)
	916-011-124	HTG EdgeSeq Precision I/O Panel (4x24)
	916-011-196	HTG EdgeSeq Precision I/O Panel (1x96)

## Sample Requirements

<b>FFPE Tissue</b>	5 µm tissue section
<b>Extracted RNA</b>	10-35 ng
<b>PAXgene</b>	500 µL

- Extraction-free and fully automated workflow on the HTG EdgeSeq system
- One assay provides 1,392 gene expression datapoints



## Partner with HTG

### HTG EdgeSeq System

HTG offers automated workflow solutions for molecular profiling that can be deployed in your laboratory to help address the unique needs and challenges through every step of your project.

### VERI/O Laboratory Services

VERI/O Laboratory Services support biomarker research using HTG's extraction-free technology and growing portfolio of profiling assays. Results are provided for retrospective samples and are not for use in diagnostic procedures.

### HTG Qualified Service Providers

HTG has partnered with several qualified service provider laboratories that can process your samples using HTG EdgeSeq systems and assays.

## Learn More

The HTG EdgeSeq system has a number of key advantages, including multiplexing from tens to thousands of biomarkers in a single sample; very low sample input requirements; simple, extraction-free sample preparation; automated workflow; and simplified data output.

The HTG EdgeSeq system is a powerful solution providing gene expression profiling results for researchers, laboratory staff, and biomarker leads pursuing discovery, translational medicine, and other oncology applications.

For more information contact HTG Molecular Diagnostics at 1-877-289-2615, [info@htgmolecular.com](mailto:info@htgmolecular.com) or contact your local HTG Molecular Diagnostics representative. Visit [www.htgmolecular.com](http://www.htgmolecular.com)



HTG Molecular Diagnostics, Inc.  
3430 E. Global Loop, Tucson, AZ 85706, USA  
Call 1-877-289-2615 Fax 1-520-547-2837  
[info@htgmolecular.com](mailto:info@htgmolecular.com) or [feedback@htgmolecular.com](mailto:feedback@htgmolecular.com)

**Service and Support** 1-877-507-3259  
**Orders** [orders@htgmolecular.com](mailto:orders@htgmolecular.com)

### For Research Use Only. Not for use in diagnostic procedures.

In the U.S. and other applicable jurisdictions, HTG EdgeSeq and VERI/O are trademarks of HTG Molecular Diagnostics, Inc. Any other trademarks or tradenames used herein are the intellectual property of their respective owners.

Rev 3: 29-JUL-2020